

Name: _____



First Grade Homework Room 6 & 18

Week of: March 17, 2014

Return on: March 21, 2014

*** The spelling test is on Friday, Mar. 21**

Instructions:

1. Read daily for at least 15 minutes and complete the attached reading log. Work on the other attached worksheets. Complete at least one math, one Language Arts, and one Chinese page each day.
2. Please have an adult check your work, and have them help you correct any errors.
3. Turn in completed packet on **Friday**.

My child has completed all of the assigned homework and we have reviewed it together.

Parent Signature: _____

***Room 6 :**

English spelling test: Every Friday or the last day of the week

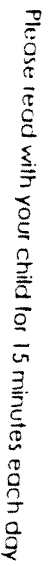
Chinese word test: Every Monday or the first day of the week

First Grade Spelling Words
Theme 5 Week 3




1. born
2. cork
3. horn
4. corn
5. fork
6. pork
7. barn
8. arm
9. know
10. great



Challenge words:
thorn sport

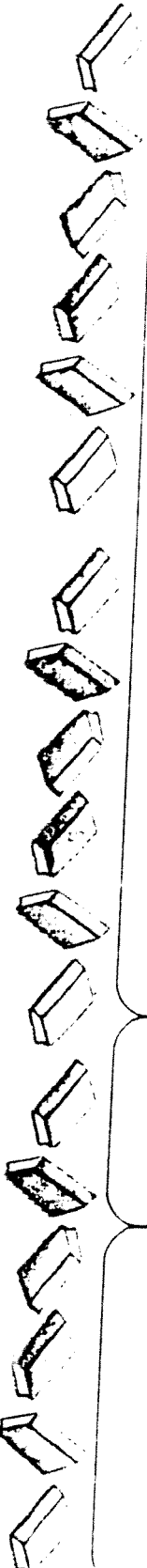


Redding Log

Once upon
a time



Thursday	Wednesday	Tuesday	Monday	Sample
<div> <div>  </div> <div> My Friend Rabbit </div> </div>				
<div> <div> Book Title </div> <div> Minutes </div> <div> <input type="checkbox"/> Adult Signature </div> </div>	<div> <div> Book Title </div> <div> Minutes </div> <div> <input type="checkbox"/> Adult Signature </div> </div>	<div> <div> Book Title </div> <div> Minutes </div> <div> <input type="checkbox"/> Adult Signature </div> </div>	<div> <div> Book Title </div> <div> Minutes </div> <div> <input type="checkbox"/> Adult Signature </div> </div>	<div> <div>  </div> <div> My Friend Rabbit </div> </div>



Spelling Homework

Write your spelling words three times each.

1. _____
2. _____
3. _____
4. _____
5. _____
6. _____
7. _____
8. _____
9. _____
10. _____

Write your spelling words in ABC order:

_____, _____, _____
_____, _____, _____
_____, _____, _____

Name _____

Fluency:
Choral Read:
Intonation

As I read, I will pay attention to the questions in the passage.

Long ago, Moon and Sun both had a warm light.
10 Early one evening, they went to the beach.
18 Their mother, who was a star, stayed home.
26 "I'm bringing back some shells for Mother," said Moon.
35 "What are you bringing her?"
40 "Why should I bring back anything?" Sun asked.
48 When they returned home, their mother was pleased with
57 Moon. She was displeased with Sun. "Sun," she said,
66 from now on, your light will be very hot. People will dislike
78 the way you burn their skin. Moon, she said. "I'll make your
90 light soft and cool. People will be happy to see you." |||

Please practice reading this fluency passage daily. The goal is to be able to read it smoothly without errors. If it is difficult, master a sentence a day. If it has become easy, just read it once through and then read a book of your choice. This can help count toward the 15 minutes of reading each day.

My child has read this passage each day.

Parent signature _____



Name _____

Grammar:
go and do

The verbs **go** and **do** have different forms to tell about the present and the past.

Present

Past

He **goes**. We **go**.

We all **went**.

She **does**. They **do**.

We all **did**.

Write the verb that tells about the present.

1. Jay _____ outside to play. (goes, went)

2. Al _____ not like to splash. (does, did)

3. We _____ have fun in the rain. (do, did)

Write the verb that tells about the past.

4. When _____ the sun come out? (does, did)

5. May and Lulu _____ for a walk. (go, went)

6. I _____ in when it got cold. (go, went)

Practice

Structural Analysis:
Two-Syllable Words

Name _____

A. Connect a word part from each column to make a real word. Write the words you make on the lines.

rab

bas

la

farm

be

pen

er

cil

bit

dy

gan

ket

1.

2.

3.

4.

5.

6.

B. Use one or more words in a sentence.

Practice

Name _____

Spelling:
Words with Long /o/:
o, oa, ow

Look at each set of words.

One word in each set is spelled correctly.

Use a pencil to fill in the circle in front of that word.

Sample A is done for you.

Sample A:

☐ A. keep

☐ B. kep

☐ C. kepe

1. ☐ A. go

☐ B. gow

☐ C. goe

2. ☐ A. loaw

☐ B. loe

☐ C. low

3. ☐ A. bote

☐ B. bowt

☐ C. boat

4. ☐ A. floew

☐ B. flow

☐ C. floow

5. ☐ A. no

☐ B. noe

☐ C. noaw

6. ☐ A. row

☐ B. rowe

☐ C. roaw

7. ☐ A. snoaman

☐ B. snowman

☐ C. snowmann

8. ☐ A. coate

☐ B. koat

☐ C. coat

Name _____

Read the sentence. Use the context clues to figure out the meaning of the underlined word. Write the correct meaning on the line.

dirt

rot

plants used for food

homes that are not good

1. The poor farmworkers had to live in shacks with

leaky roofs. _____

2. They moved from farm to farm, picking crops like fruit and

vegetables. _____

3. The soil in the valley was very dark and wet and good for

growing fruit. _____

4. After the rain, the plants began to decay in the field and were ruined before the

farmers could pick them. _____

Name _____

The verbs **go** and **do** use different forms to tell about the present and the past. The names of people and places begin with capital letters.

Read the story. Circle four sentences with mistakes. Write the sentences correctly.

One day, West Wind goed wild. "I will make it very cold," west wind said. That will be fun." That do not sound like fun to Sunray. So sunray shined and shined. Soon it got very warm. "Now that's fun!" she said.

1. _____

_____2. _____

_____3. _____

_____4. _____

Name _____


Reteaching
17-2

Using Data from Picture Graphs

You can use information in picture graphs to answer questions.

Each party hat
stands for 1 vote.


10 children
voted.



How many children voted for the hat with stripes? 4

How many children voted for the hat with polka dots? 6

Which hat got more votes? Stripes **Polka Dots**



1. How many children in all voted for a favorite club? 11

2. How many children voted for Science Club? _____

3. How many children voted for Art Club? _____

4. Which club got more votes? Science Art























Name _____

Practice

17-2

Using Data from Picture Graphs

Use the graph to answer the questions.

Favorite Seasons						
 Summer						
 Fall						
 Winter						
 Spring						

- How many children chose winter? _____
- Which season is the favorite? _____
- Which season did 4 children choose? _____

Number Sense

- How many more children chose summer than spring?

☐ 11

☐ 5

☐ 6

☐ 1

Reasoning

- What is the graph about?

☐ Favorite Subjects

☐ Favorite Seasons

☐ Summer

☐ Fall

Name _____

Reteaching

14-4

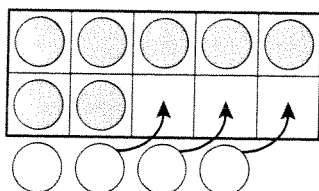
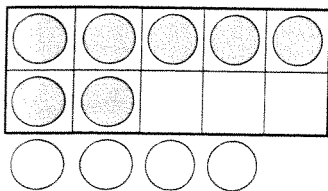
Making 10 to Add

Making 10 can help you add.

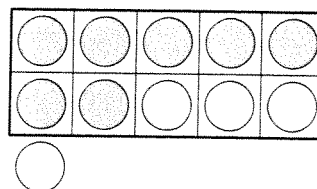
Add $7 + 4$.

Make a 10.

7 and 4 more



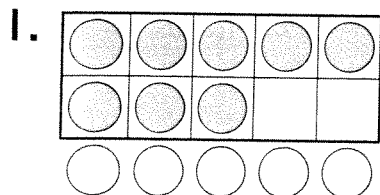
10 and 1 more



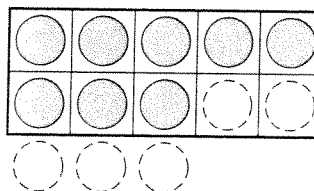
So $7 + 4$ and $10 + 1$ have the same sum.

$$7 + 4 = \underline{\quad} \text{ and } 10 + 1 = \underline{\quad}$$

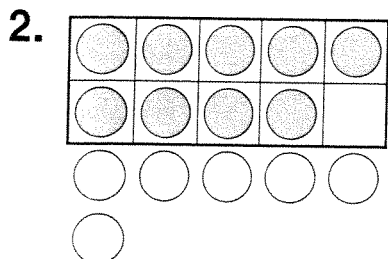
Draw the missing counters. Then write the sums.



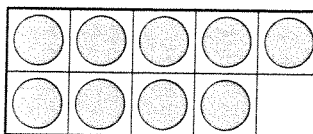
$$\begin{array}{r} 8 \\ + 5 \\ \hline 13 \end{array}$$



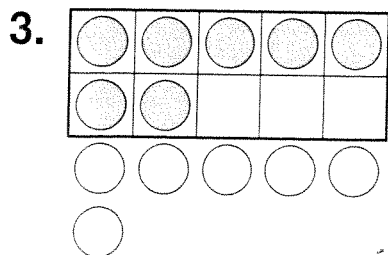
$$\begin{array}{r} 10 \\ + 3 \\ \hline 13 \end{array}$$



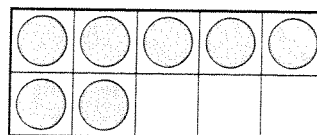
$$\begin{array}{r} 9 \\ + 6 \\ \hline \end{array}$$



$$\begin{array}{r} 10 \\ + 5 \\ \hline \end{array}$$



$$\begin{array}{r} 7 \\ + 6 \\ \hline \end{array}$$



$$\begin{array}{r} 10 \\ + 3 \\ \hline \end{array}$$

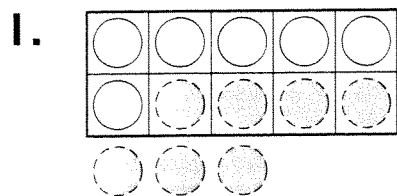
Name _____

Practice

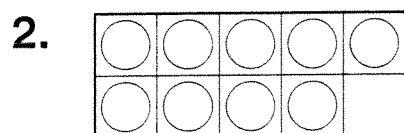
14-4

Making 10 to Add

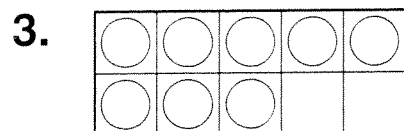
Draw the counters. Then write the sums.



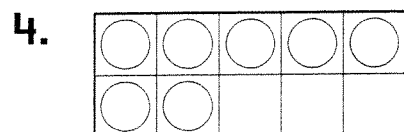
$$\begin{array}{r} 6 \\ + 7 \\ \hline 13 \end{array} \quad \begin{array}{r} 10 \\ + 3 \\ \hline 13 \end{array}$$



$$\begin{array}{r} 9 \\ + 5 \\ \hline \end{array} \quad \begin{array}{r} 10 \\ + 4 \\ \hline \end{array}$$



$$\begin{array}{r} 8 \\ + 3 \\ \hline \end{array} \quad \begin{array}{r} 10 \\ + 1 \\ \hline \end{array}$$



$$\begin{array}{r} 7 \\ + 5 \\ \hline \end{array} \quad \begin{array}{r} 10 \\ + 2 \\ \hline \end{array}$$

Algebra

Find the sum.

5. $6 + 5 = 10 + 1 = \underline{\hspace{2cm}}$

14
○

13
○

12
○

11
○

6. $9 + 9 = 10 + 8 = \underline{\hspace{2cm}}$

16
○

17
○

18
○

19
○

Name _____

Reteaching

14-5

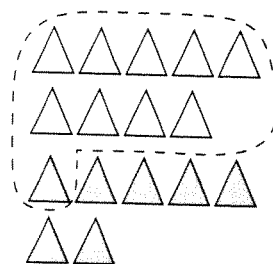
Making 10 to Add 9

You can make 10 to find $9 + 7$.

Draw 9 white triangles and 7 gray triangles.

Circle a group of 10. Count the leftover triangles.

Then complete the number sentence.



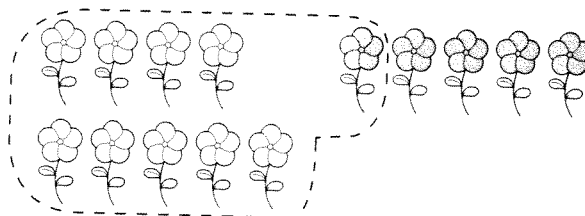
$10 + \underline{6} = 16$, so $9 + 7 = \underline{16}$

Circle a group of 10. Then write 2 addition sentences.

1. Alice picked 9 flowers.

Tanisha picked 5 flowers.

How many flowers were picked altogether?

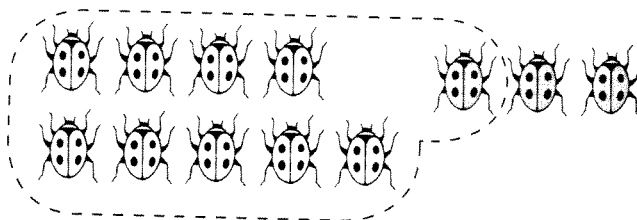


$10 + \underline{\quad\quad\quad} = 14$, so $9 + 5 = \underline{\quad\quad\quad}$

2. Paul caught 9 ladybugs.

Cecil caught 3 ladybugs.

How many ladybugs were caught altogether?



$10 + \underline{\quad\quad\quad} = \underline{\quad\quad\quad}$, so $9 + 3 = \underline{\quad\quad\quad}$

Algebra

3. Sam has 9 red pens and 8 blue pens. Circle all the ways to show how many pens Sam has in all.

$9 + 8$

$9 + 8 + 7$

$1 + 8 + 8$

$10 + 7$

$10 + 8$

Name _____

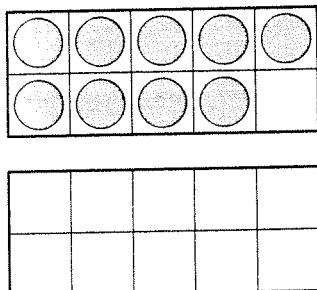
Practice

14-5

Making 10 to Add 9

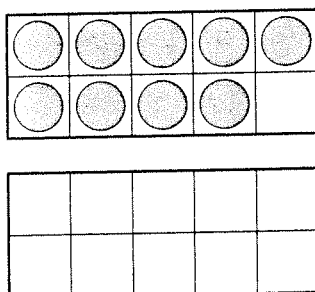
Draw counters to help you add. Write the missing addend.
Then write the sums.

1.
$$\begin{array}{r} 9 \\ + 3 \\ \hline ? \end{array}$$



$$\begin{array}{r} 10 \\ + \square \\ \hline \square \end{array} \text{ so } \begin{array}{r} 9 \\ + 3 \\ \hline \square \end{array}$$

2.
$$\begin{array}{r} 9 \\ + 6 \\ \hline ? \end{array}$$



$$\begin{array}{r} 10 \\ + \square \\ \hline \square \end{array} \text{ so } \begin{array}{r} 9 \\ + 6 \\ \hline \square \end{array}$$

Reasoning

Which number answers the riddle?

3. When you add 9 to me, the sum is the same as $10 + 8$.

☐ 7

☐ 9

☐ 8

☐ 10

名字: _____

huā

花

一 十 艹 艹 艹 艹 艹 花 化

gēn

根

一 十 才 木 木 木 木 木 相 根 根

flower

root

名字: _____

jīng

茎

yè

叶

一 十 廿 艸 艾 苙 苙 苙 苙 苙

丨 凵 口 口 一 叶

名字: _____

huā 花

一 十 艹 艹 艹 花 花

gēn 根

一 十 才 木 木 木 木 木 根 根

flower

root

名字: _____

jīng 茎		yè 叶	
一 十 廿 芽 苡 苳 苳 苳		1 口 口 口 叶	

12

leaf (leaves)